

MOBILE CREDENTIAL ACTIVATION (TS-WP Series & TS-WK Series)




1. SELECT THE DEVICE FROM MOBILE APP

- Within Bluetooth range of the device, open the TrueSecure ADMIN app, and select the device



2. OPEN ADVANCED SETTINGS

- Select “Settings” icon in the lower right of the device screen
- Select “Advanced” from the Setting screen

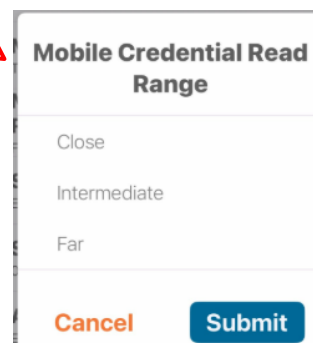
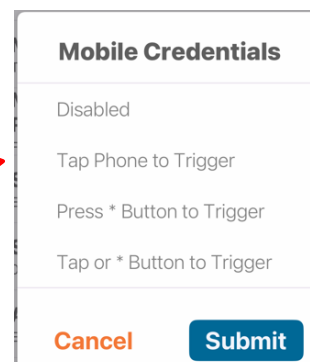
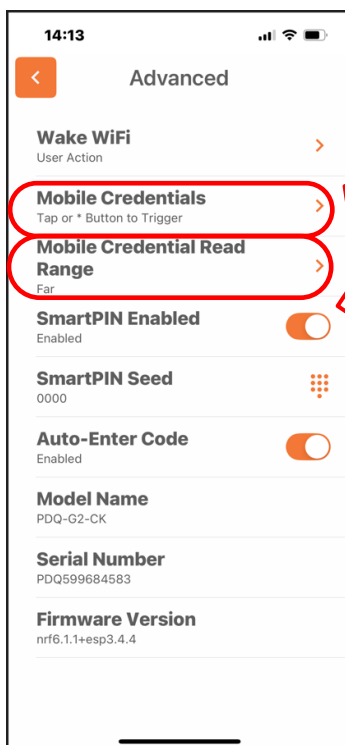


Advanced



3. CHOOSE SETTINGS AND SUBMIT

- Select “Mobile Credentials” and choose desired setting
- Select “Mobile Credential Read Range” and choose desired setting



For more information visit: TrueSecurePro.com